



# SHUA X5 LIGHT COMMERCIAL TREADMILL



SKU: SH-T6500A





---

PRODUCT  
DESCRIPTION



# X5



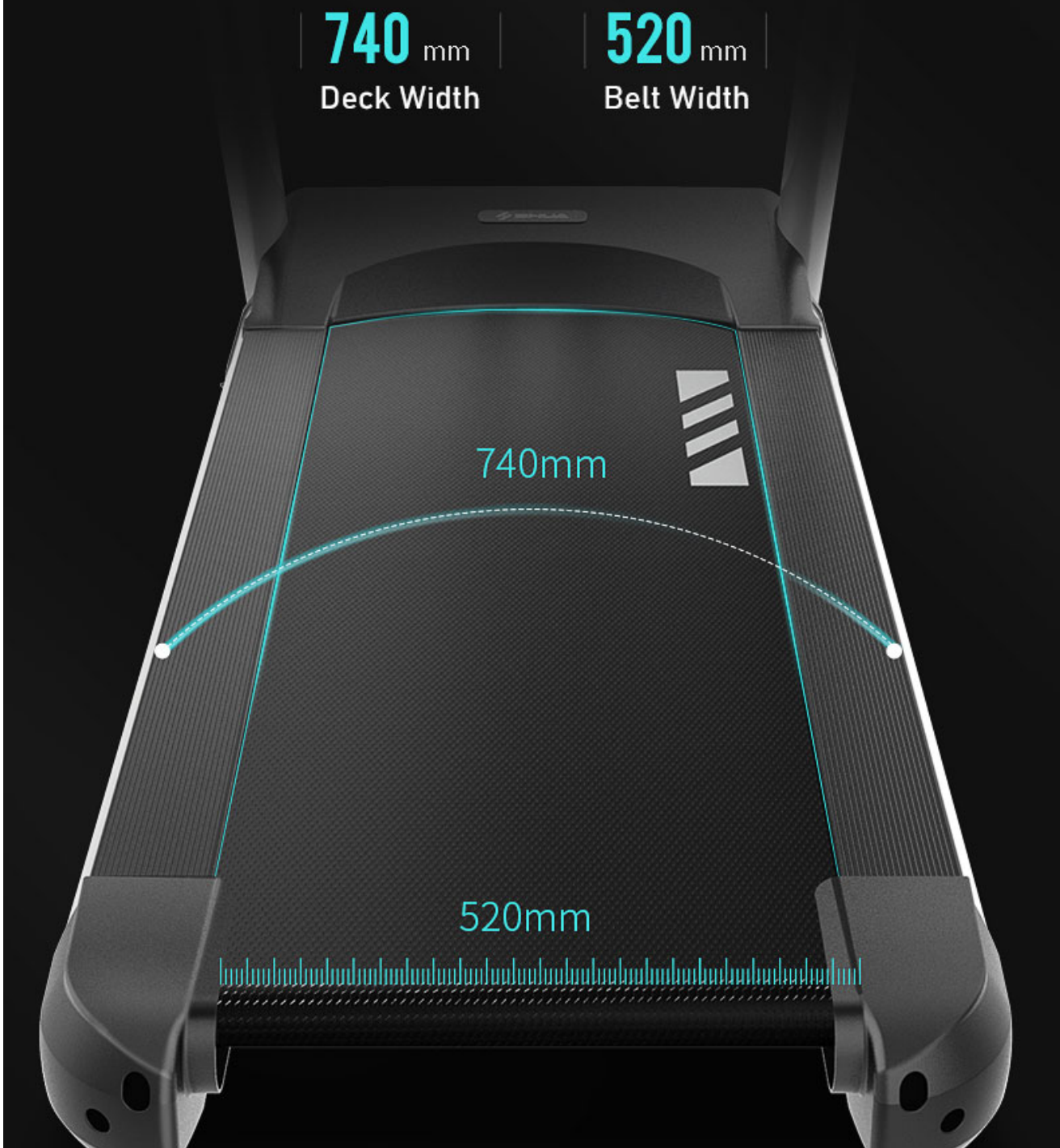


## Wide Running Area - Run without Boundary

As fatigue sets in, one tend to drift more to the left and right while running. 52cm running width provides a comfortable experience without feeling the restrictions

**740** mm  
Deck Width

**520** mm  
Belt Width





## STEPS COUNTER ▾

For users who prefer walking, the treadmill will keep track of every steps taken. Use this as a goal for daily workout





## 6 Points Shock Absorption System ▾

The suspension helps to cushion each landing, which protects the knee and prevents injuries caused by prolong running





# Multi Layer Thick Running Belt

Long lasting and comfortable to run on



130kg Max



Suspension



Cushion




Reduce Noise

1st Layer / 18mm

Cushion Layer / 5mm


3rd layer / 12mm





## Commercial Grade Class F AC Motor ▼

AC motor are suitable for long usage without overheating issue







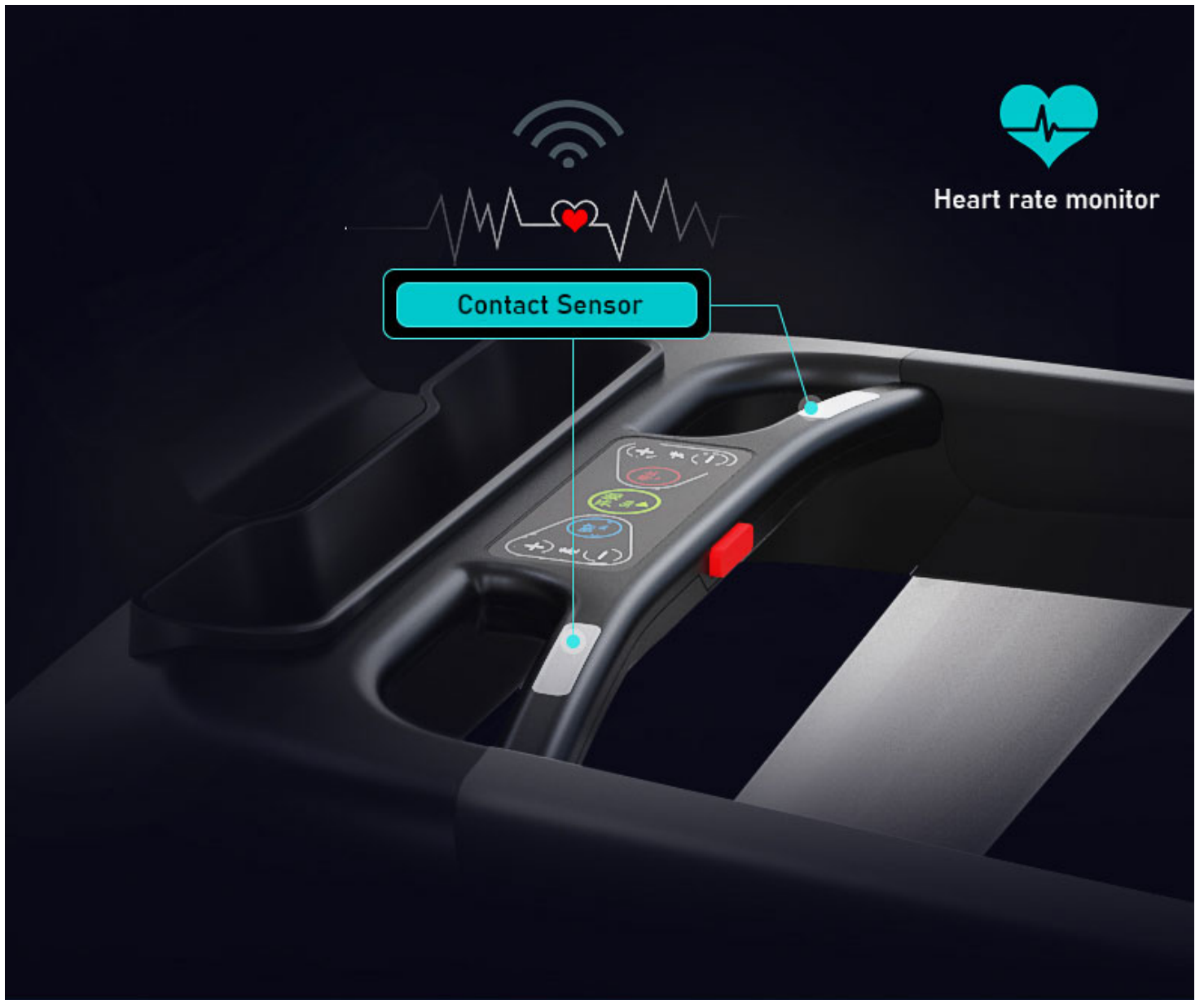
# 15 Incline Levels



- 15
- 14
- 13
- 12
- 11
- 10
- 9
- 8
- 7
- 6
- 5
- 4
- 3
- 2
- 1

X5

5



Optional Wrist Strap



Optional Check Strap



Accessories Tray



Front Handles



Anti Slip Surface



52cm Wide Running Width



Large Side Support Handles



Large Crown Rollers



ADDITIONAL INFORMATION

More Information

<b>Foldable</b>	No
<b>Warranty</b>	Frame: 10 years, Main motor: 5 years, Other parts: 2 years
<b>Packaging</b>	225 x 100 x 43cm (153kg)
<b>Speed</b>	1 - 18km/h
<b>Product Dimension</b>	196 x 85 x 152 cm
<b>Max Load</b>	130kg
<b>Product Weight</b>	130kg
<b>More Information</b>	Speaker, tablet holder
<b>Motor Power</b>	4 HP AC
<b>Incline</b>	0-15%
<b>Running Area</b>	52 x 145cm