




# NORDICTRACK S 25I TREADMILL

SKU: NTL89522-INT





# NO.1 USA SELLING BRANDS

**Men'sHealth** **POPULAR SCIENCE**  
**SHAPE RUNNER'S**

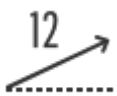


7 Inch LCD Display provides easy stats tracking; 3.0 CHP SMART-Response motor for effective running and cardio training. 0 to 10 % Digital Quick Incline Control; 0-19 kph Digital QuickSpeed control; Your iFit trainer auto-adjusts your speed and incline to meet trainer requirements and match real-world terrain. iFit subscription required.



## Smart-Response Drive System

No need to worry about manually adjusting your incline or speed mid-workout! With this smart-response drive system, your trainer digitally controls your 10% incline and 20 KPH speed.



10% INCLINE



ONE TOUCH® CONTROLS



## SpaceSaver® Design

Featuring an innovative folding design and a hydraulic shock, we've created a simple and convenient storage solution for your treadmill.



EASYLIFT™ ASSIST

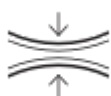






## CushionDeck Cushioning

Our FlexSelect™ cushioning allows you to soften impact on your joints by engaging dampeners



LOWER IMPACT CUSHION

## Smart-Response Drive System

An incredible Smart-Response Motor is built to move you through your toughest Interactive Training




sessions.



REDUCED VIBRATION



SELF-COOLING



**Lifestyle Photos**













#### ADDITIONAL INFORMATION

#### More Information

<b>Warranty</b>	Frame: Lifetime, Main motor: 4 years, Other parts: 1 year, On-site labour: 1 year
<b>Packaging</b>	200 x 90 x 40cm (90kg)
<b>Panel Design</b>	7in High Contrast LCD display
<b>Speed</b>	0 - 19km/h OneTouch™ Controls
<b>Product Dimension</b>	190 x 90 x 152cm (L X W x H)
<b>Max Load</b>	135kg
<b>Product Weight</b>	85kg
<b>More Information</b>	iFit compatible, workout fan
<b>Motor Power</b>	3.0 CHP DURX™ COMMERCIAL MOTOR
<b>Incline</b>	0 - 10% OneTouch™ Controls
<b>Running Area</b>	51 x 140cm