



SHUA E9 PERFORMANCE TREADMILL (DISPLAY SET)

SKU: C-SH-T5100





PRODUCT
DESCRIPTION



MINIMALIST DESIGN

Panel with high sensitive touch control
3 LED Window display clear and concise data



Large display



LED light

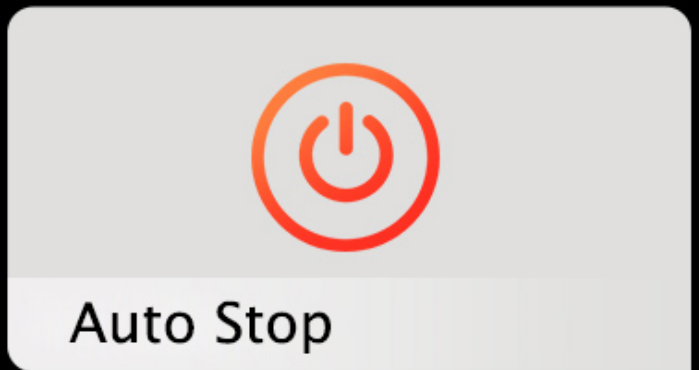



Touch operation





FEATURES





Comfortable Running Width

670
mm

Track

500
mm

Belt

85
mm

Side-rail




500 mm

670 mm



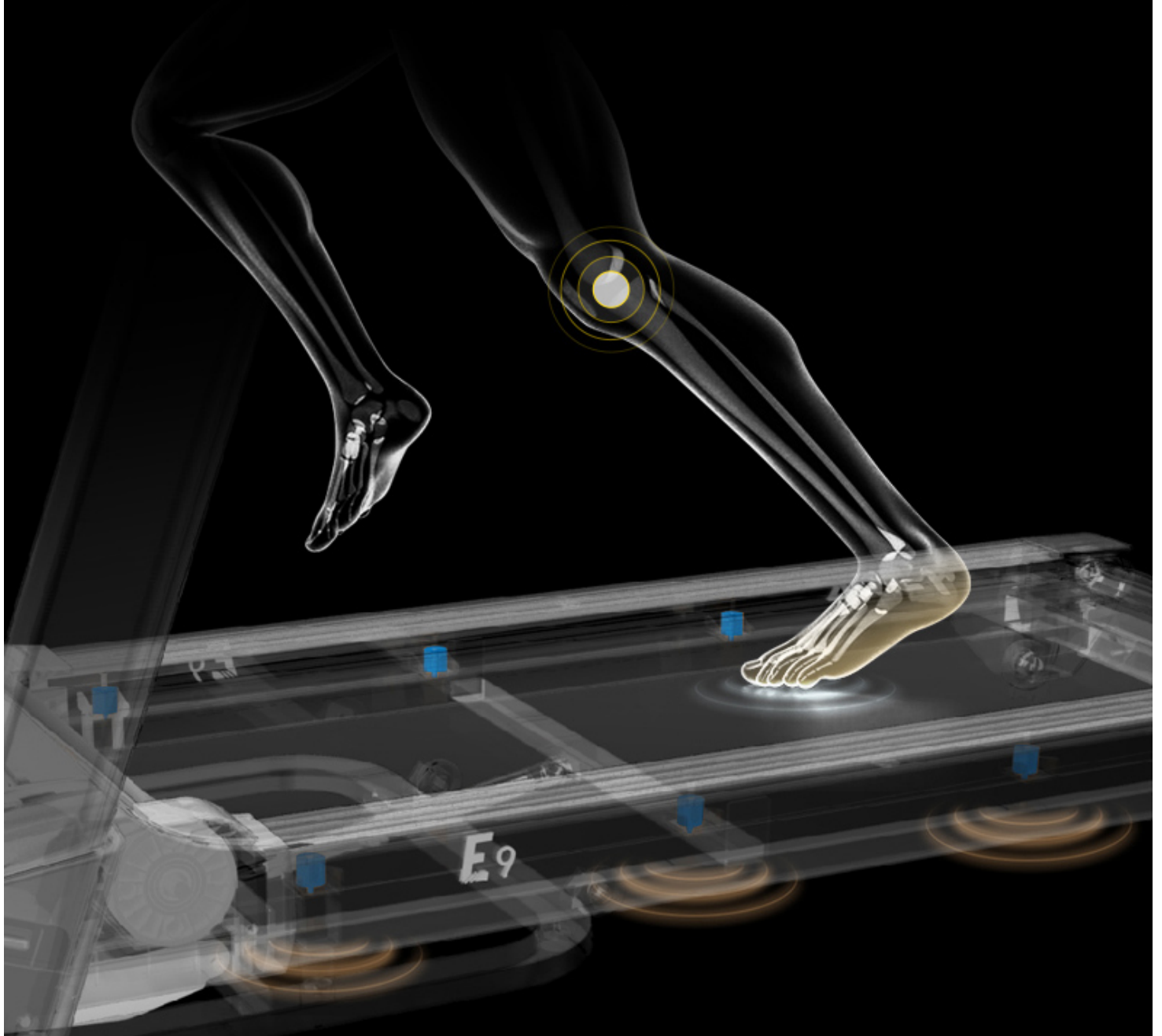
0 - 12% INCLINE


Simulate running uphill.
Higher incline burns more calories.



6 points Suspension System

Provides shock absorption to cushion impact and protects the knee







SHUA E9 TREADMILL

More than 22 years of experience,
using the best materials with strict quality standard



PROFESSIONAL



RIGOROUS



ORIGINALITY





ABOUT SHUA FITNESS


Shua Fitness is the leading fitness brand in China, with more than 22 years of history. Across Asia, many gyms and hotels use Shua equipment and they have proven to be lasting and value for money. Their design are practical and ergonomic, with heavy focus on R & D and quality.

Domestically, Shua has more than 1000 retail stores across the country, with a comprehensive after-sales service system.

Internationally, Shua business covers more than 60 countries and regions, including Europe, America, Middle East and Southeast Asia, providing OEM services to many popular brands like Costco, Dicks Sporting Goods, Body-Solid, LifeGear, Hammer Sport AG and many more.

WHY CHOOSE SHUA

Shua is a brand that has a long history and one of the biggest in China. It is more value as compared to many other international brands which OEM from other China factories, in terms of not only price, but quality and after-sales support.



ADDITIONAL INFORMATION

More Information

Warranty	Frame: Lifetime, Main motor: 4 years, Other parts: 1 year, On-site labour: 1 year
Speed	0.5-16 km/h Quick Speed Controls
Product Dimension	172 x 86.4 x 138 cm (L x W x H)
Max Load	126kg
Product Weight	86kg
More Information	Tablet holder, USB charging, speaker
Motor Power	2.5 HP DC Motor
Incline	12% Quick Incline Controls
Running Area	50 x 135cm