



REEBOK SL8.0 AC LIGHT COMMERCIAL TREADMILL

SKU: RVSL-10821-AC





PRODUCT DESCRIPTION



SL8.0 TREADMILL (AC) BLUETOOTH

Designed for more advanced cardio workouts, the Reebok SL8.0 bridges the gap between gym and home exercise. Compared to traditional DC treadmills the SL8.0's 4HP AC motor is more powerful and reliable; allowing you to increase the intensity and duration of your training.

Featuring a 10.1" touchscreen display, the InterAct Console provides in-depth feedback and programmes for total performance. The internet enabled system also features apps such as Netflix, Facebook and YouTube; with 5W speakers to play your music and videos aloud.



4 HP Motor - 20 KPH Max. Speed



10.1" TFT Touchscreen



18 Power Incline Levels




Quick Speed & Incline Keys



SubLite Cushioning Technology



MP3 Input with 5W Speakers





Touchscreen with Entertainment

Entertainment Apps: Netflix, YouTube, Prime Video, Spotify, Facebook, Twitter and Chrome.



LARGE RUNNING SURFACE

Very spacious running area suitable for all runners - 152 (L) x 52 (W) cm.




SUBLITE CUSHIONING

Sublite Cushioning helps reduce the impact of each stride for comfort and performance. Orthopaedic running belt further cushions the running surface to help sensitive joints



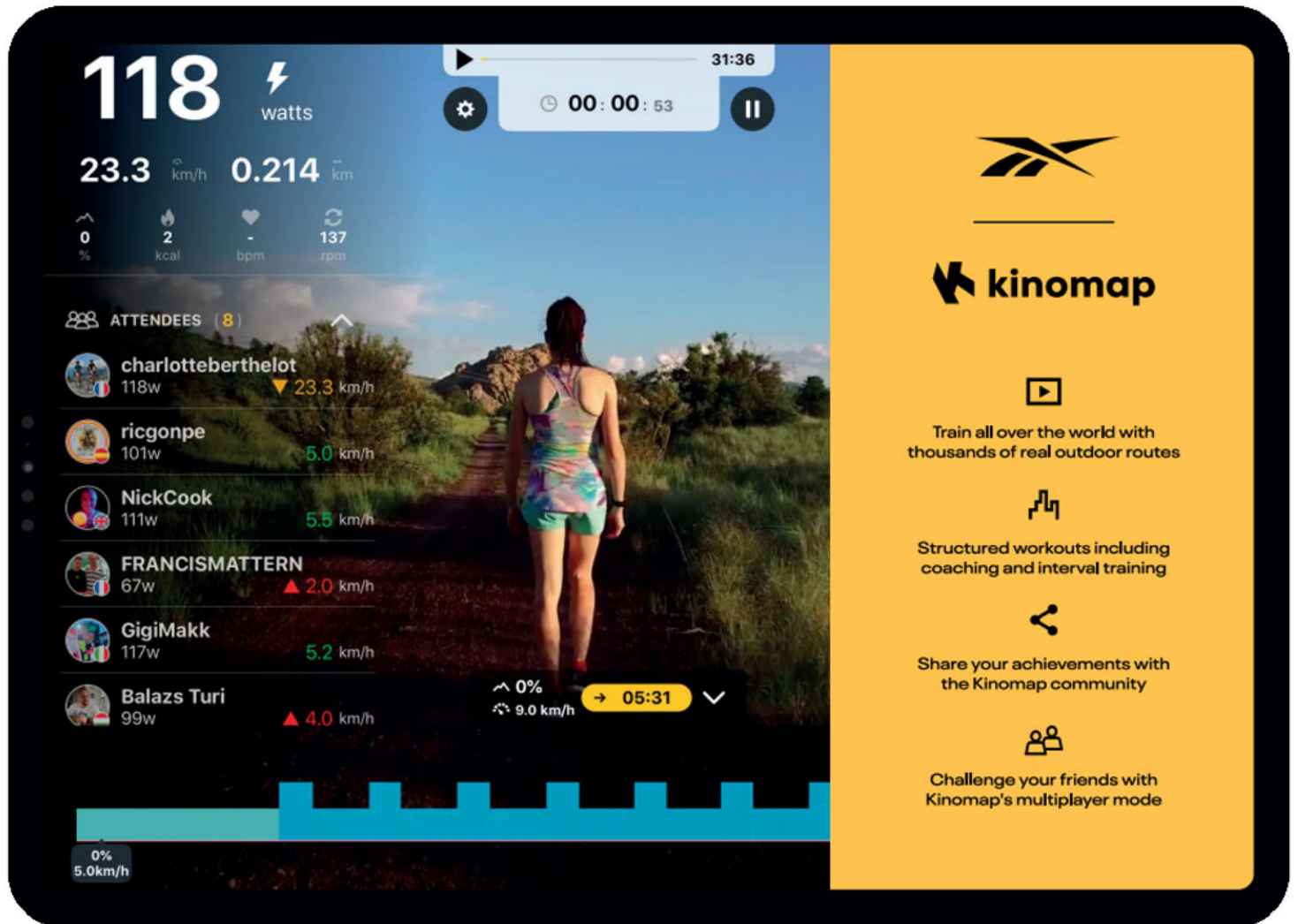
ANTI SLIP SIDE RAIL

Large anti slip foot pads prevent accident by allowing users to get out of the treadmill safely.



18% INCLINE CONTROLS

Reduce impact on your joints and burn more calories with incline training. Take the deck up to 18 percent incline with just the touch of a button.



BLUETOOTH ENABLED TECH

Kinomap compatible - run real-world routes, challenge your friends and analyse workouts.

Reebok App - track and monitor your training, recording key stats such as distance covered, calories burned and average pace for both live feedback and post-workout analysis.



SL8.0 TREADMILL AC TREADMILL - OVERVIEW



SOFT TOUCH HANDLES WITH SPEED AND INCLINE ADJUSTMENT

For easy to reach convenience



SOLID 4 HP AC MOTOR

Reaching a max speed of 20km/h



18 LEVELS OF POWER INCLINE

Increasing resistance and endurance training



ORTHOAEDIC RUNNING BELT WITH RUBBER FOOT PLATES



LARGE 152 (L) X 52 (W) CM RUNNING AREA

For a larger range of running strides



INTEGRATED HAND-PULSE SENSORS

For live heart rate monitoring



SUBLITE CUSHIONING TECHNOLOGY

Minimises wear on your joints



BUILT-IN TRANSPORT WHEELS

Making it easy to store after use



Max. User Weight - 150 kg



SL8.0 TREADMILL AC TREADMILL - CONSOLE



BLUETOOTH ENABLED



**COMPATIBLE WITH
THE REEBOK FITNESS APP**

Track, Plan and Analyse your training



**FULLY ADJUSTABLE TARGET PROGRAMS
+ 7 CUSTOMISABLE TRAINING MODES**

To help you achieve your goals



**MP3 INPUT WITH
BUILT-IN SPEAKERS
ADJUSTABLE COOLING FAN**

To help you push that little bit further



**QUICK SPEED
& INCLINE KEYS**

For a less disruptive run



ADJUSTABLE TABLET HOLDER



10.1" TFT TOUCHSCREEN



USB CHARGING PORT

Convenient device charging
and multimedia input



**WATER BOTTLE
HOLDERS**

Convenient Water Bottle
storage for on the go usage
with additional storage tray



**AUTO-STOP
SAFETY SYSTEM**

For additional user safety



facebook

NETFLIX

You Tube

Spotify

twitter

amazon prime video

chrome







Designed to bridge the gap between gym and home training, the Reebok SL8.0 creates more advanced and dynamic cardio workouts. At the heart of the SL8.0 is a powerful 4 HP AC motor, delivering stronger and more reliable performance when compared to traditional DC treadmills, giving you the ability to increase both your training intensity and duration. Hitting a top speed of 20 kph across all 18 levels of power incline, the SL8.0 delivers seven customisable training programmes for you to push your stamina. Including pace, road, mountain, body sculpt, fat burn and target functions; the SL8.0's advanced control system also offers RealView Sport - delivering three scenic routes for you to run virtually to freshen-up your home cardio.

Engineered to incorporate SubLite Cushioning Technology and a unique orthopaedic running belt, the treadmill absorbs the impact you experience with every stride. The built-in mechanisms help reduce the toll taken on your knees and ankles by producing a smoother running experience.

The internet-enabled console features a 10.1" touchscreen display plus powerful 5W speakers, with entertainment apps such as Netflix, YouTube, Prime Video, Spotify, Facebook and Chrome* to get you through your workout. Delivering all the performance feedback you need, the SL8.0 is fitted with built-in hand pulse sensors for real-time heart rate monitoring to ensure effective workouts. Complete with an adjustable smartphone/tablet holder atop the console, the SubLite Treadmill provides the optimum platform for more focussed and engaging runs.

Compatible with Kinomap, the SL8.0 Treadmill helps to push your home workouts even further. With a whole host of challenges and scenic motion videos at your disposal, the Kinomap app helps you tailor and track your workouts from your phone, or even compete with your friends in multiplayer mode. The SL8.0 also features an adjustable fan to keep you cool whilst the integrated media hub houses auxiliary and headphone ports plus a USB charging station to keep your workouts powered.

Designed for total quality and heavy-duty performance, the SL8.0 backs this up with a strong max. user weight of 330 lbs - combining a fixed running deck with a spacious running area to create the optimal home running machine. Simple to set up with easy instructions and all tools included, the SL8.0 also features substantial transport wheels for swift movement around the house.

Finished with rubberized side rail grips and rubber-lined storage areas, the SL8.0's attention to detail matches its performance.

- 4 HP AC powered motor - more powerful, reliable and durable performance
 - Speed range from 1 - 20 kph (0.5 - 12.4 mph) - taking you from a jog to a sprint
- Sublite Cushioning helps reduce the impact of each stride for comfort and performance
 - Orthopaedic running belt further cushions the running surface to help sensitive joints
 - 18 levels of power incline allow you to create more demanding sessions
- Quick speed and incline shortcut keys located on the console for swift and easy adjustments
 - Simple incline and speed adjustment keys located on the handles
- Complete with 7 training modes including pace, sculpt, road, mountain, burn, real view and target
 - Pace running setting allows you to track your performance from 3km to a full marathon
- Real View Sport functionality delivers 3 scenic running routes to freshen-up your home cardio
 - 10.1" touchscreen console provides the feedback you need to improve your fitness level
 - Internet-enabled - connect the treadmill to your home network to get online while you exercise
- Entertainment Apps: Netflix, YouTube, Prime Video, Spotify, Facebook, Twitter and Chrome
- Adjustable smartphone/tablet holder atop the console provides an optimum viewing angle
 - Live feedback metrics include speed, time, distance, calories, pulse and bodyfat
 - Hand pulse sensors located on the hand rests for easy on-the-go tracking
 - In-built 5W speaker system connects to your smartphone or tablet
- Integrated media hub with auxiliary and headphone ports; keeping your workouts powered
- Convenient USB charger built into the console keeps your devices charged while you run
 - Fitted with an adjustable console fan to keep you cool during tough workouts
 - Very spacious running area suitable for all runners - 152 (L) x 52 (W) cm
- Heavy-duty and dependable build quality with a maximum user weight of 150 kg (23st. 8lb)
 - Fixed running deck creates a stronger more stable platform - similar to a gym treadmill
 - Simple setup with easy to follow assembly instructions and all tools included
 - Setup dimensions - 190.3 (L) x 83.2 (W) x 160 (H) cm



- Substantial transport wheels built-in make for easy movement around the house
 - Rubberized side rails are ideal for rest periods during sprint training
- Rubber lined item storage area located next to the console for convenient storage
- Integrated water bottle holder with rubber lining helps you to stay hydrated for top performance
 - Soft-touch handlebars bring more comfort to your home cardio
 - Floor level adjustment to ensure solid grounding and a stable running platform
- Kinomap compatible - run real-world routes, challenge your friends and analyse workouts

ADDITIONAL
INFORMATION

More Information

Program	7 training modes including pace, sculpt, road, mountain, burn, real view and target
Foldable	No
Warranty	Mainframe: 5 years, Motor: 4 years, Other parts: 2 year
Packaging	205 (L) x 89.5 (W) x 43 (H) (cm) (140kg)
Panel Design	Intelligent TFT control console with a 10.1" touchscreen display
Speed	1 - 20 kph
Product Dimension	190.3 (L) x 83.2 (W) x 160 (H) cm
Max Load	150kg
Motor Power	4 HP AC
Incline	18%
Running Area	152 (L) x 52 (W) cm