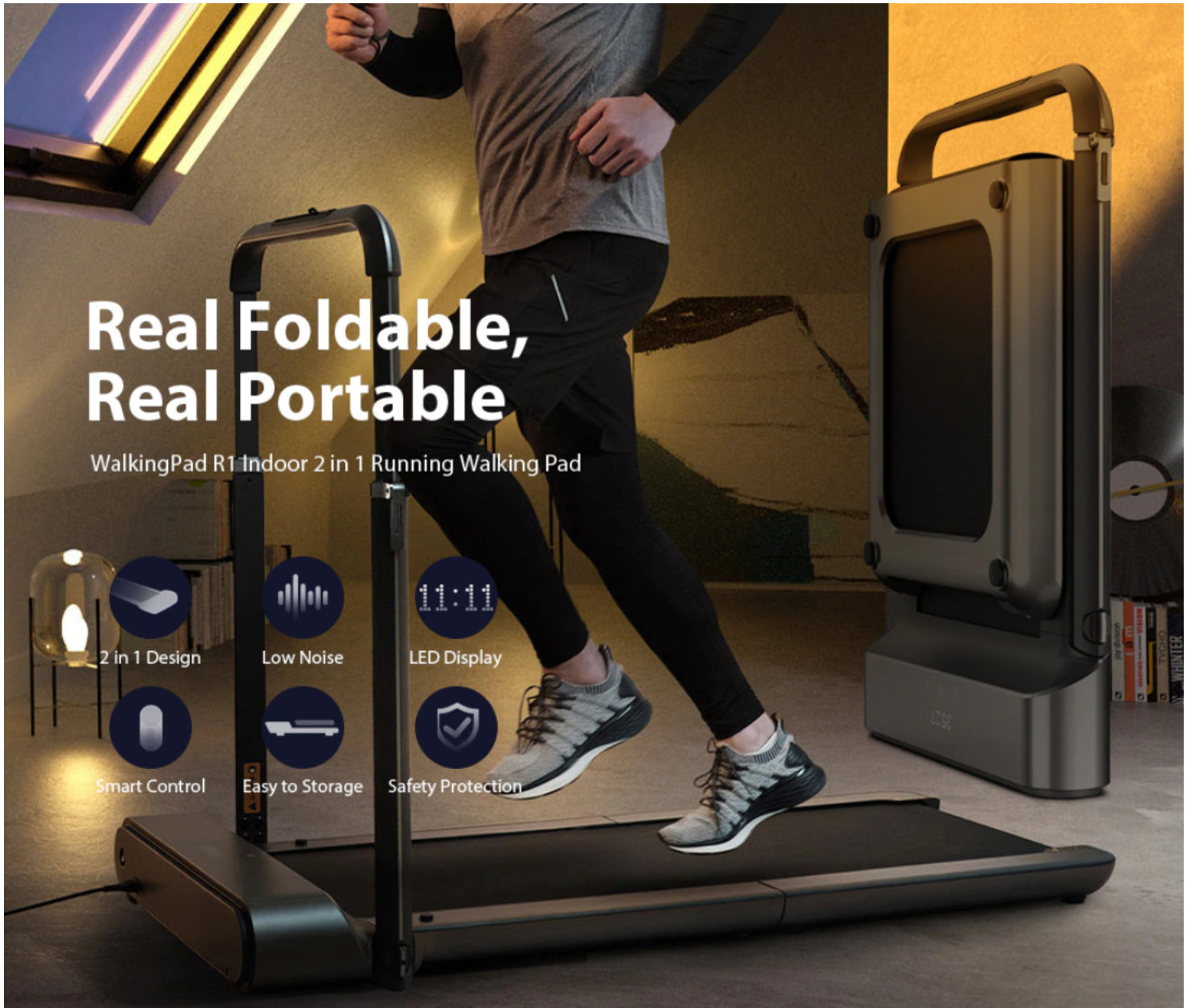




# XIAOMI KINGSMITH WALKINGPAD R1 PRO TREADMILL







SKU: KS-R1





# Real Foldable, Real Portable

WalkingPad R1 Indoor 2 in 1 Running Walking Pad

-  2 in 1 Design
-  Low Noise
-  LED Display
-  Smart Control
-  Easy to Storage
-  Safety Protection





## Running or Walking at Your Will 2 in 1 Design

The R1 has two unique styling designs. The conventional form with armrests can meet the daily running needs of users. Put down the armrest, become a space-saving walking machine, suitable for use in a variety of scenarios




### Family Sharing

Choose between M and A sport modes for different groups of people, both adults and children can use



### Office Worker

Store the armrests downwards and turn on walking mode. The maximum speed is 6km/h, work will not hinder fitness




### Gym

Stand the handrails upright and turn on the running mode. The maximum speed is 10km/h. Only supports M mode, control with remote control



## Stop Worrying About Neighbor Complaints Lock Down Noise and Run Quietly

Equipped with strong power brushless motor and integrated aluminum frame.  
The ability to suppress noise during exercise is stronger, and significantly improves the load capacity of the walking machine, the maximum load is 100kg. Passed many running tests, the durability and stability have been improved







## Comfortable for Every Step Running High Quality Sports Footboard Belt

In order to make your feet more comfortable when running, our sports platform adopts a multilayer structure to care for your feet and knees. No tired feet even after long running



### Running belt

wear-resistant and non-slip

### EVA soft layer


cushioning effect

### Smooth layer

low coefficient of friction

### High-density fiberboard

robust and durable





## Choose Smarter Ways for Easier Sports Life

### 3 Ways Easy Operation

R1 supports 3 control modes in walking mode. M manual mode can be controlled by remote control. In A automatic mode (only walking mode is supported), the speed can be adjusted according to the position of the athlete step, and it can also be adjusted by APP for mode selection and function operation



#### APP Control

Mode switching, start, acceleration, deceleration, stop and other functions. In addition, daily training can be guided according to the exclusive sports plan



#### Remote Control

Comfortable grip, combined with a soft lanyard, it won't fall easily when you hold it for a long time



#### Footstep Control

Determine acceleration, deceleration or even speed according to the position of the athlete's foot on the exercise belt





Covers Less than 0.2 Square Meter  
Foldable Body, Storage Just Need 3 Steps



Fold patented technology. After exercise, easily 180° fold the treadmill

*Step 1*



Equipped with handrails and wheels. Move the treadmill with one hand, as easy as dragging a suitcase

*Step 2*



Upright storage, 15cm ultra-thin body, easy to place in the corners of walls in your home, save space

*Step 3*





## Small Details to Satisfy Discerning You



Folding lock buckle



Armrest adjustment knob



Bottom scroll wheel





# Why Buy from Us?

## 1. On-site Warranty

Enjoy a fuss free purchase as we will come to your house to diagnose and repair if there is any issue during warranty period.

## 2. Local Set

Local set with English instruction manual and controls. Connect easily to any socket using local 3 pin plug.

## 3. Local Company

Besides honoring the warranty, we are also able to provide services after the warranty has ended.

## 4. Showroom Trial Available

Test first before buying to make sure that it will suits your requirements.

## 5. Good Reviews

With our good after-sales services, we have many good reviews provided by customers.

### ADDITIONAL INFORMATION

#### More Information

<b>Warranty</b>	Depends on selection
<b>Speed</b>	0.5-10km/h
<b>Product Dimension</b>	150 x 70 x 13.5cm (L x W x H), folded: 98 x 72 x 15.5cm
<b>Max Load</b>	110kg
<b>Product Weight</b>	33kg
<b>More Information</b>	Ultra-thin treadmill, intelligent speed control technology
<b>Motor Power</b>	1.25 HP
<b>Incline</b>	No Incline
<b>Running Area</b>	44 x 120cm