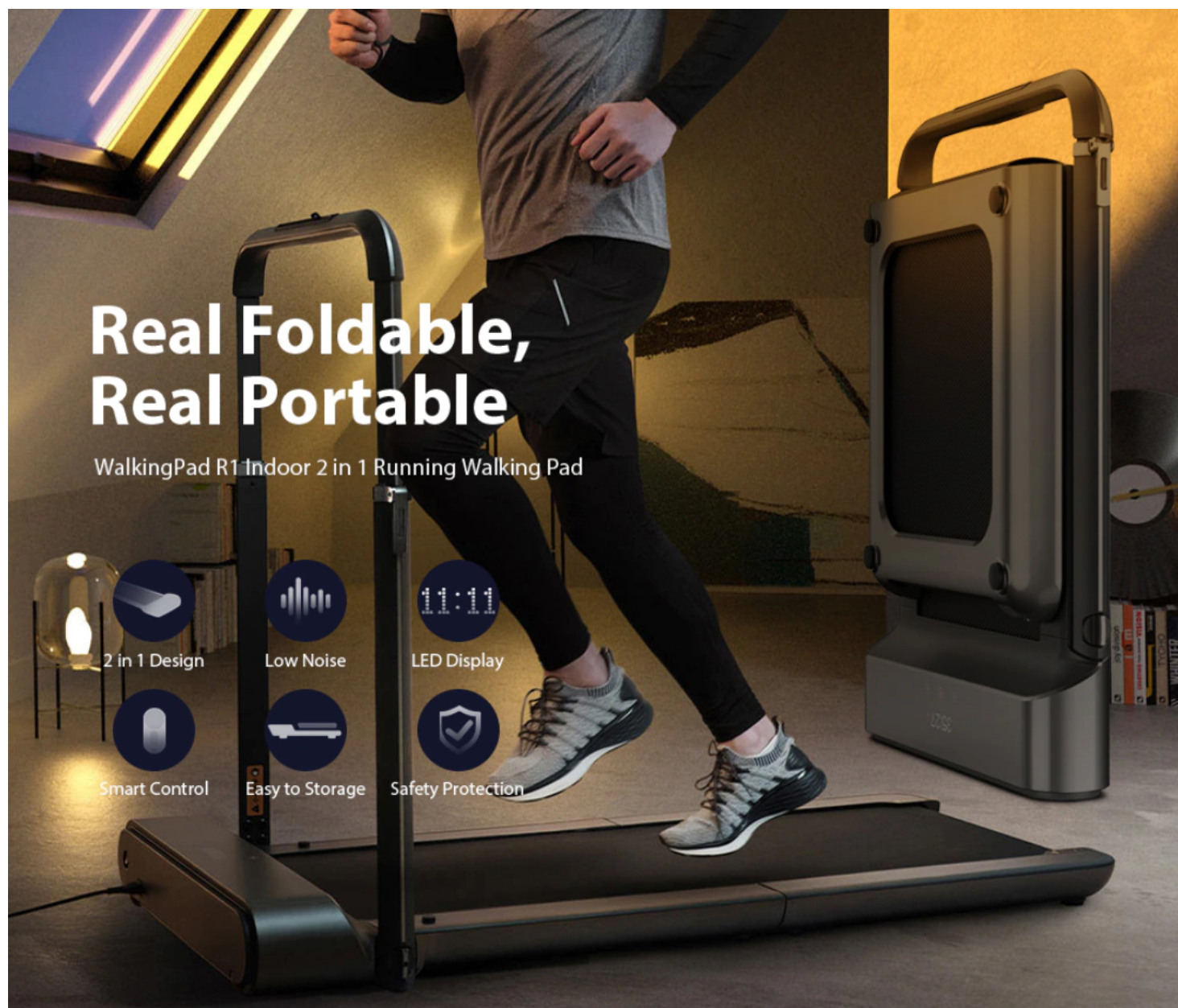




XIAOMI KINGSMITH WALKINGPAD R1 PRO TREADMILL







SKU: KS-R1



A person is running on a black, foldable treadmill in a modern, dimly lit room. The treadmill has a large, dark screen on the front. The background shows a bookshelf and a lamp. The overall aesthetic is sleek and contemporary.

Real Foldable, Real Portable

WalkingPad R1 Indoor 2 in 1 Running Walking Pad

-  2 in 1 Design
-  Low Noise
-  LED Display
-  Smart Control
-  Easy to Storage
-  Safety Protection



Running or Walking at Your Will

2 in 1 Design

The R1 has two unique styling designs. The conventional form with armrests can meet the daily running needs of users. Put down the armrest, become a space-saving walking machine, suitable for use in a variety of scenarios



Family Sharing

Choose between M and A sport modes for different groups of people, both adults and children can use



Office Worker

Store the armrests downwards and turn on walking mode. The maximum speed is 6km/h, work will not hinder fitness



Gym


Stand the handrails upright and turn on the running mode. The maximum speed is 10km/h. Only supports M mode, control with remote control



Stop Worrying About Neighbor Complaints **Lock Down Noise and Run Quietly**

Equipped with strong power brushless motor and integrated aluminum frame.

The ability to suppress noise during exercise is stronger, and significantly improves the load capacity of the walking machine, the maximum load is 100kg. Passed many running tests, the durability and stability have been improved






Comfortable for Every Step Running

High Quality Sports Footboard Belt

In order to make your feet more comfortable when running, our sports platform adopts a multilayer structure to care for your feet and knees. No tired feet even after long running



Running belt

wear-resistant and non-slip

EVA soft layer

cushioning effect

Smooth layer

low coefficient of friction

High-density fiberboard

robust and durable



Choose Smarter Ways for Easier Sports Life

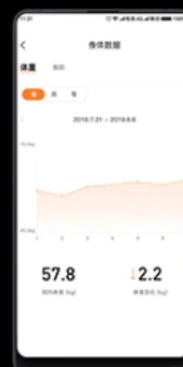
3 Ways Easy Operation

R1 supports 3 control modes in walking mode. M manual mode can be controlled by remote control. In A automatic mode (only walking mode is supported), the speed can be adjusted according to the position of the athlete step, and it can also be adjusted by APP for mode selection and function operation




APP Control

Mode switching, start, acceleration, deceleration, stop and other functions. In addition, daily training can be guided according to the exclusive sports plan



Remote Control

Comfortable grip, combined with a soft lanyard, it won't fall easily when you hold it for a long time



Footstep Control

Determine acceleration, deceleration or even speed according to the position of the athlete's foot on the exercise belt



Covers Less than 0.2 Square Meter
Foldable Body, Storage Just Need 3 Steps



Fold patented technology. After exercise, easily 180° fold the treadmill

Step 1



Equipped with handrails and wheels. Move the treadmill with one hand, as easy as dragging a suitcase

Step 2



Upright storage, 15cm ultra-thin body, easy to place in the corners of walls in your home, save space

Step 3





Small Details to Satisfy Discerning You



Folding lock buckle



Armrest adjustment knob



Bottom scroll wheel





Why Buy from Us?

1. On-site Warranty

Enjoy a fuss free purchase as we will come to your house to diagnose and repair if there is any issue during warranty period.

2. Local Set

Local set with English instruction manual and controls. Connect easily to any socket using local 3 pin plug.

3. Local Company

Besides honoring the warranty, we are also able to provide services after the warranty has ended.

4. Showroom Trial Available

Test first before buying to make sure that it will suits your requirements.

5. Good Reviews

With our good after-sales services, we have many good reviews provided by customers.

ADDITIONAL INFORMATION

More Information

Warranty	Depends on selection
Speed	0.5-10km/h
Product Dimension	150 x 70 x 13.5cm (L x W x H), folded: 98 x 72 x 15.5cm
Max Load	110kg
Product Weight	33kg
More Information	Ultra-thin treadmill, intelligent speed control technology
Motor Power	1.25 HP
Incline	No Incline
Running Area	44 x 120cm